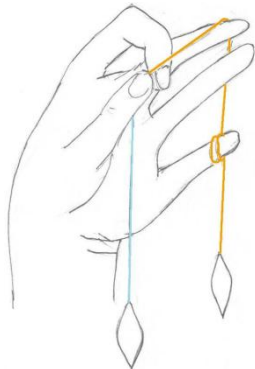


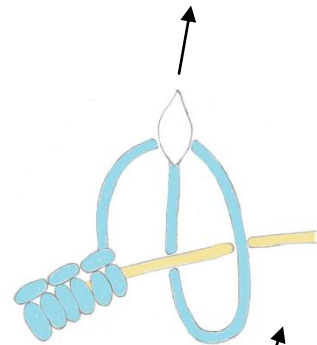
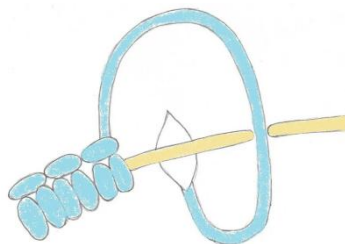
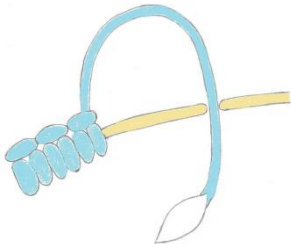
Direct stitch order wrapping

Wrapping with direct stitch order allows you not to reverse work while making daisy picot and half-moon split ring. It may also be useful as a convenient way of hiding ends in the beginning or while adding a new thread (in this case the thread ends are fixed together with the core thread, and stitches cover them).

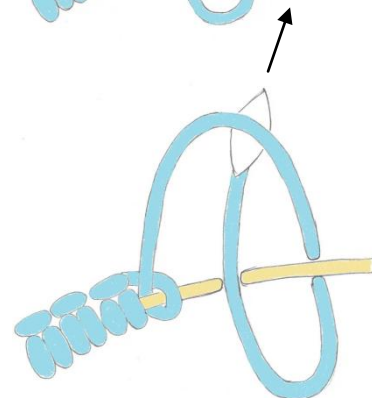
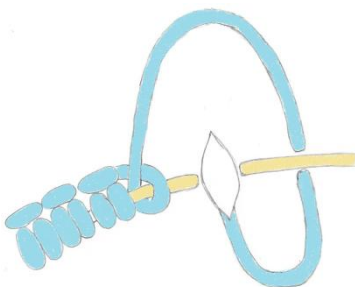


1. Fix the core thread as you like (see. [Ways of fixing the core thread](#))

2. The 1st half of double knot.



3. The 2nd half of double knot.



During making the 2nd half of double knot it may be convenient to hold the loop made of working thread with the middle finger.

