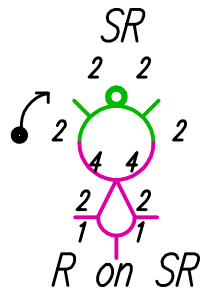
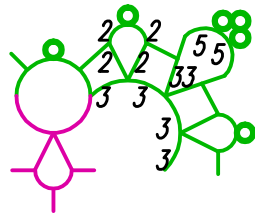


Nearly snowflakes

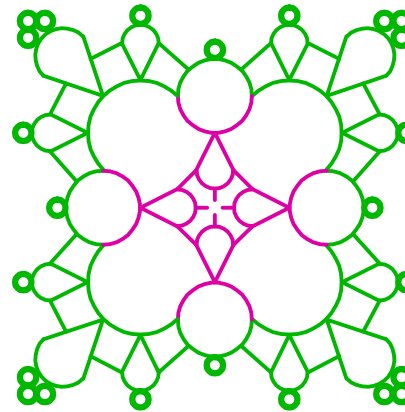
①



②



③



Abbreviations and colours:

sh1 – shuttle 1 – green lines

sh2 – shuttle 2 – pink lines

SR – split ring

R – ring

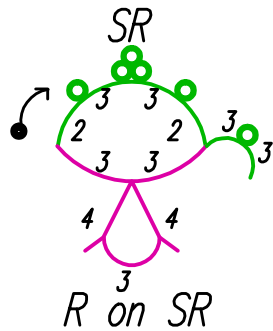
Square motif

Add 24 beads to sh1 thread.

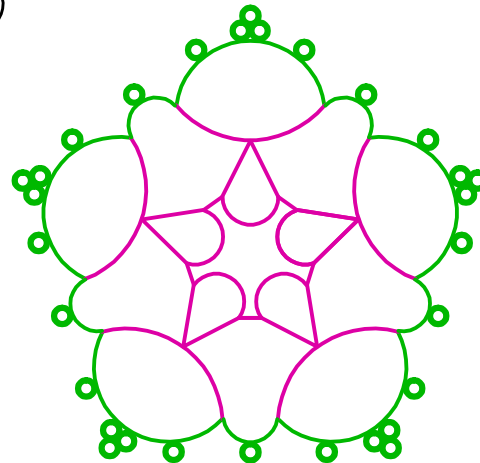
① Before tatting the 1st half of SR drag 1 bead from the sh1 to the thread wrapped round the left hand, add the bead to the middle picot.

② Add 1 or 3 beads to picots according scheme in the same way.

①



②



Pentagonal motif

Add 30 beads to sh1 thread.

① Before tatting the 1st half of SR drag 5 beads from the sh1 to the thread wrapped round the left hand, add 1 or 3 beads to picots according scheme.