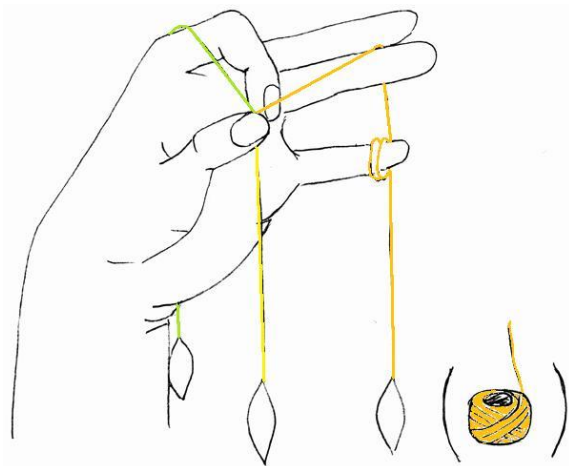


Josephine pearl tatting (JPT)

Josephine pearl tatting is 3-shuttle pearl tatting, when only half stitches are made. I am describing it separately, because it differs greatly from other variants of pearl tatting and there is a way to make it easily using wrapping.

1. Fix the core thread as it is comfortable for you (see [Ways of fixing the core thread](#)).

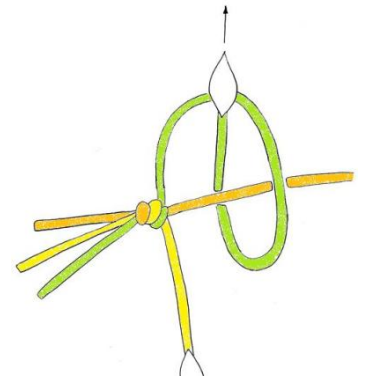
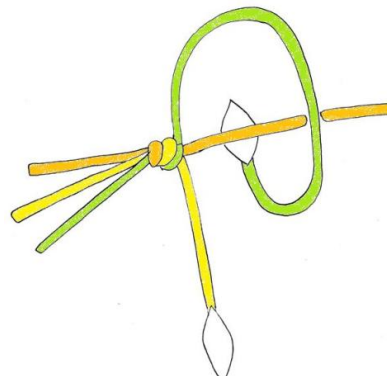
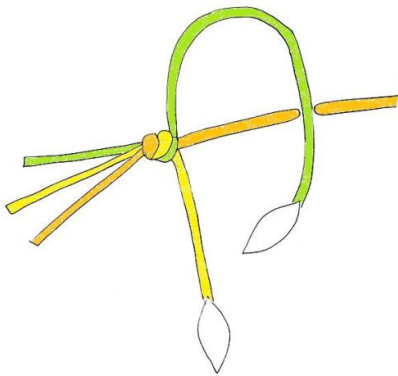
2. Begin to wrap as it is shown in the pictures.



1)

2)

3)



4)

5)

6)

