

1-shuttle motif II

Materials:

- 80 small beads
- thread YarnArt Canarias (I used different colours for each row)

Abbreviations and colours:

long picots - blue lines

OR - onion ring

LMCh - loop made chain

HM SSSR - half moon single shuttle split ring

- bead

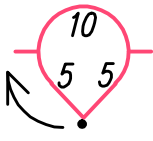
Notes:

③ Beaded LMCh - beads are added directly to the loop in all nodes of LMCh

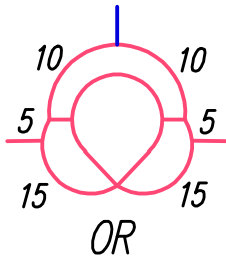
④ Tie and cut

⑤ Join between appropriate beads as if LMCh is a "big picot"

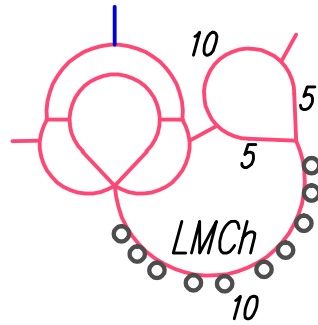
①



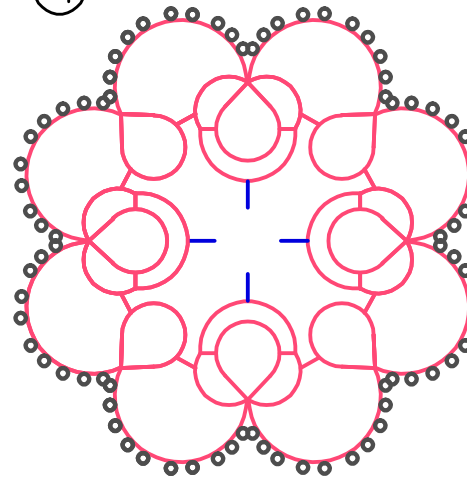
②



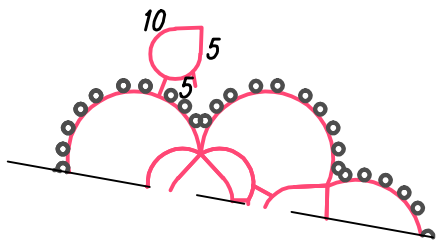
③



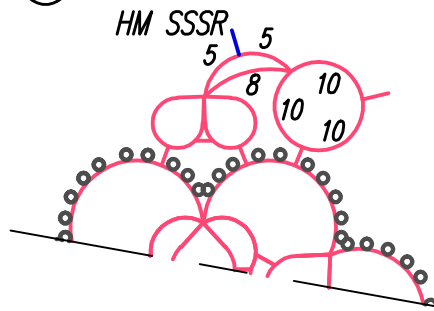
④



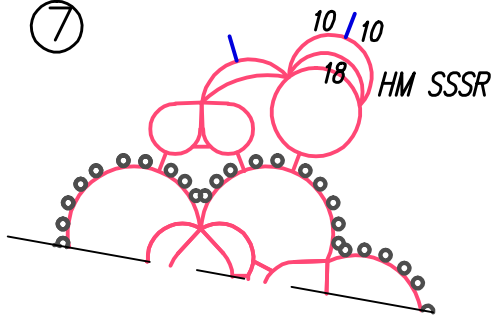
⑤



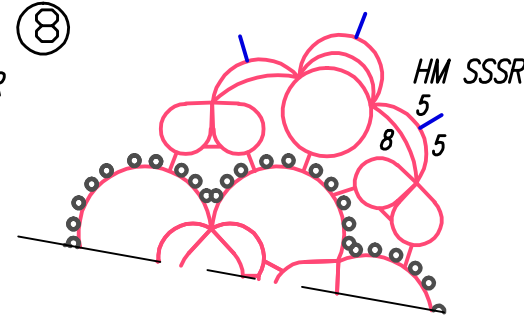
⑥



⑦



⑧



⑨

